



Case report: well controlled dialysis
Medical field: nephrology

1

Patient data



Age: 62 years
 Gender: female
 Height: 1.66 m

Initial weight: 87.55 kg
 Initial BMI: 31.40 kg/m²

2

Medical history / diagnosis

A 62 year-old woman with chronic renal insufficiency has been on dialysis for eight years. As part of the procedure, dry weight has to be determined regularly. Simple weighing allows to determine the removed water, but there is no way of knowing whether the patient's settings are correct – how “dry” the dry weight really is. This includes the issue of whether the water balance following dialysis is in the normal range. To this end, body composition needs to be determined with the aid of the seca mBCA.

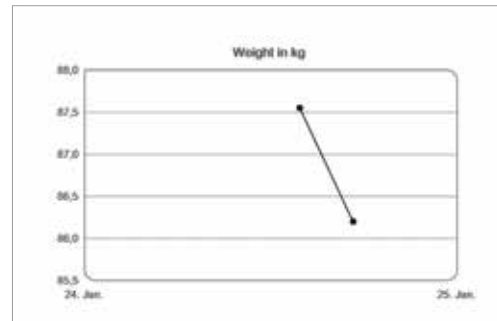
3

Graphs of measuring results

Weight

The reduction in water due to dialysis can be determined in the weight graph.

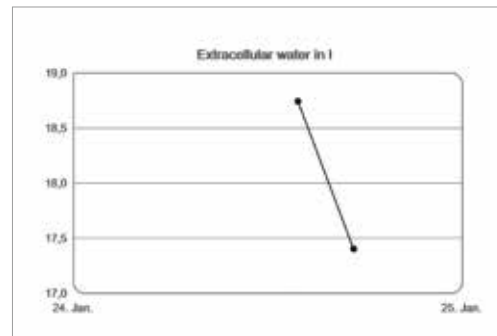
- Before: 87.55 kg
- After: 86.20 kg



Extracellular water

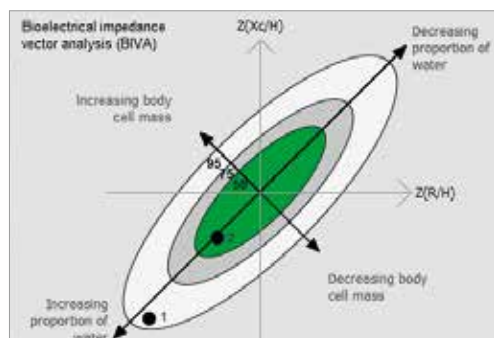
The extracellular water results show the expected reduction.

- Before: 18.70 liters
- After: 17.40 liters



Bioelectrical impedance vector analysis (BIVA)

BIVA shows that dialysis is correctly set to suit the patient. The fact that the patient is in the normal range of the BIVA means that the water reduction / dry weight can be rated “dry”.



4 Summary

The graph measurement for the patient shows that in addition to determining dry weight, it is also important to determine body composition. BIVA shows that the dry weight measured can actually be considered dry, as the patient is in the normal range. The dialysis setting can thus be considered correct.

seca mBCA measurement allows dry weight to be rated. In this case BIVA shows that dialysis setting is correct, as the patient is in the normal range of the BIVA.

seca | mBCA



Scan code for seca mBCA product information or see directly at mbca.seca.com